

MF-7800 Series

High-speed, Cylinder-bed, Top and Bottom Coverstitch Machine

U10

Universal type
(basic type)

K10

for Covering

C10

for Collarette attaching

E10

for Elastic band attaching
(with right hand fabric trimmer)

E20

for Endless spandex
elastic band attaching
(with manual binder)

E21

for Endless spandex
elastic band attaching
(with air binder)

H10

for Wider hemming
Elastic band welling

H21

for Hemming
(with left hand fabric trimmer)



MF-7823U10B56/UT25

The machine performs sewing that matches a broader range of sewing items.

MF-7800

series

U10

K10

H10

H21

E10

E20

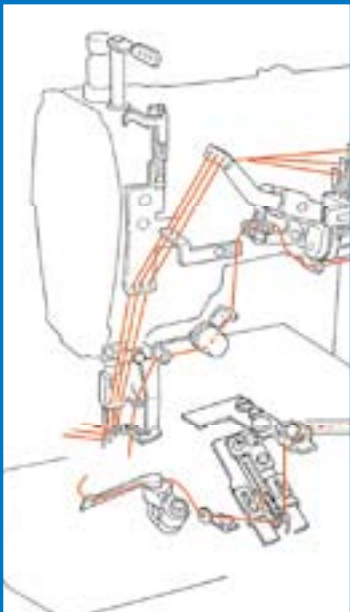
E21

C10


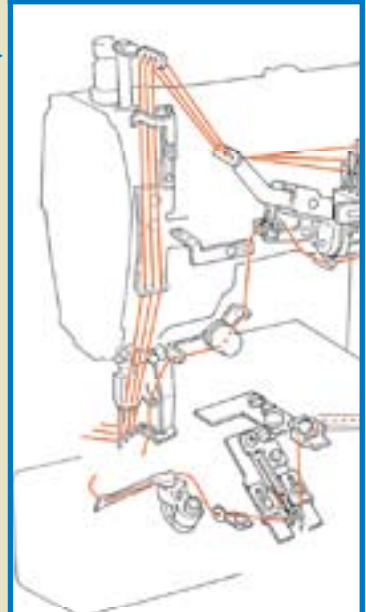
A line-up consisting of 8 different machine types.

MF-7800 series

Soft-seam



Well-tensed seam



It is possible to select (change over) the stitch type according to sewing items.

It is now possible to change over the stitch type, such as elastic soft-seams for inner wear and high-quality well-tensed seams for outer wear.

* Neither the replacement of parts nor the changing of thread tension is required. The stitch type can be changed over (soft-seams / well-tensed seams) simply by changing the thread path.

Reduction in the thread tension by half contributes to the production of beautifully-finished seams and the achievement of a satisfactory finish of sewing items which snugly fit the skin. In addition, the machine achieves lower vibration and lower noise in consideration of sewing comfort and ease of handling.

Simplified maintenance mechanism

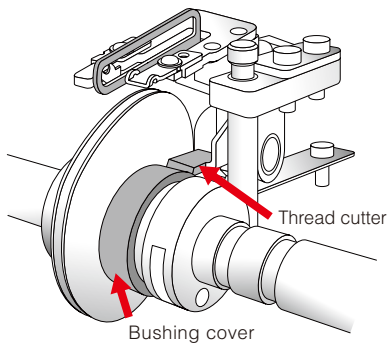
The machine comes with diverse and trouble-free functions in consideration of the shop-floor.

Commercially-available gauge components are applicable with no additional work.

As a result of the commonality of components, commercially-available components (presser foot, throat plate and needle clamp) are now applicable and easily obtainable.


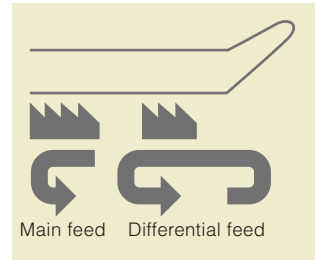
Newly-developed looper-thread twining preventing mechanism

The newly-developed metal cover for the looper thread cam unit also covers the rotating part of the looper thread cam shaft, thereby preventing the looper thread from twining around the looper thread cam shaft. Even if the looper thread twines around the bushing cover, the newly-installed thread cutter cuts the thread to prevent a long piece of looper thread from twining around the cover.



Differential-feed micro-adjustment mechanism


It is possible to finely adjust the differential feed amount to a best-suited value for the material to be used. The differential feed ratio is constant even if the stitch length is changed.



Needle bar stroke conversion mechanism

By changing over the needle bar stroke, penetrating force of the needle as well as thread tension to fit heavy-weight materials (fleece, blankets) can be obtained.

The needle bar stroke can be changed by adjusting the eccentric pin. (Changing of parts is not required. Factory-set at the time of delivery: 31mm; for sewing heavy-weight materials: 33mm)



Fleece (heavy-weight materials)



Blankets

Micro-lifter mechanism


Elastic material or delicate material can be sewn with the presser foot kept slightly raised. This effectively helps reduce the degree of slippage, warpage and damage of the material.




Comfortable work space

The cylinder bed is designed to provide a comfortable work space, to secure not only a longer distance from machine arm to needle for covering process so as to help reduce the operator's mental pressure, but also an optimum cylinder length for hemming processes so as to ensure improved operability.

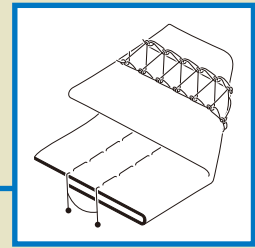
U10



T-shirts



Polo shirts



Universal type (basic type)

The machine can be used for the hemming process of the T-shirts, polo shirts and for the covering process.

It is not a specific-purpose model, but a basic one which can be used for a broader range of processes independently.

*K10: Modification to the covering type model is easily achieved simply by changing the throat plate and feed dog.

* C10: Modification to the collarett attaching type model is easily achieved simply by changing the gauge parts and replacement parts.



MF-7823U10B56

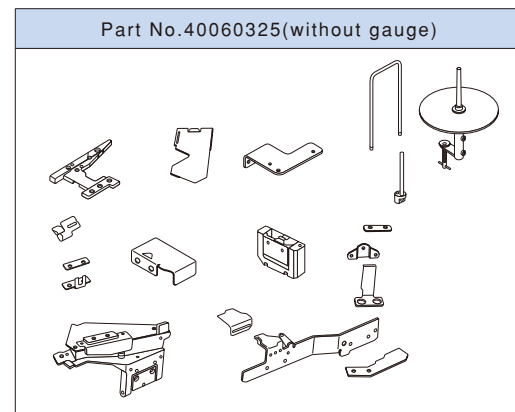
List of gauges

Type	Standard					
Needle gauge	3.2mm	4.0mm	4.8mm	5.6mm	6.4mm	
Needle clamp	13350004	13350103	13350509	13350301	13350400	
Throat plate (tongue shape of throat plate*)	B	40058587	40058706	40040514	40040515	40040513
	D (B type only)	40058956	(B type only)	40040516	40061463	
Presser foot asm.	40058589	40058708	13376058	13375050	13375050	
Main feed dog	13431200				13430103	
Differential-feed dog	13433503				13432109	

* For replacement parts for the K10 type, refer to the throat plate, main feed dog and differential feed dog columns in the list of gauges for the K10.

* For the shape of the throat plate, B type is standard. The D type throat plate allows the needle thread to stretch moderately.

Replacement parts for C10



* Select an appropriate gauge from the list of gauges for C10.
* The folder is not included in the replacement parts for C10.

List of subclass

Application	Seam	Model No.	Number of needles	Number of threads	Needle gauge (mm)	Stitch length *1 (mm)	Differential-feed ratio*2	Presser foot lifting amount *3 (mm)	Max. sewing speed (rpm)
U10 Universal type (basic type)		MF-7822-U10-B□□	2	4	3.2, 4.0, 4.8	0.9~3.6	1:0.9~1:1.8 (1:0.6~1:1.1)	5 (8)	6,500
		MF-7822-U10-B48/UT22			4.8				
		MF-7823-U10-B□□	3	5	5.6, 6.4				
		MF-7823-U10-D56			5.6				
		MF-7823-U10-B□□/UT22			5.6, 6.4				
		MF-7823-U10-B□□/UT25							
MF-7823-U10-B□□/UT25/SS10									

*1 Stitch length can be adjusted to 4.5mm at the maximum.

*2 Differential ratio can be switched by adjustment.

*3 The numeric value indicates the lifting amount of the presser foot for top and bottom coverstitch.

The numeric value given in parentheses indicates the lifting amount of the presser foot for bottom coverstitch.

MF-7800 series

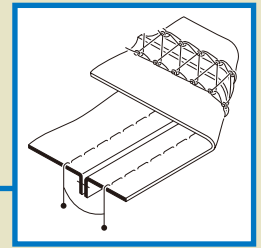
K10



Knitwear



Sportswear



For covering

This model is best suited to the covering processes for polo shirts, sportswear and knit outers, etc.

*U10: Modification to the universal type (basic type) model is easily achieved simply by changing the throat plate and feed dog.



MF-7823K10B56

List of gauges

Type	Standard	
Needle gauge	5.6mm	6.4mm
Needle clamp	13350301	13350400
Throat plate (tongue shape of throat plate)	B	13352307
	D	(B type only)
Presser foot asm.	13375050	
Main feed dog	13430707	
Differential-feed dog	13432901	

* For replacement parts for the U10 type, refer to the throat plate, main feed dog and differential feed dog columns in the list of gauges for the U10.

List of subclass

Application	Seam	Model No.	Number of needles	Number of threads	Needle gauge (mm)	Stitch length *1 (mm)	Differential-feed ratio *2	Presser foot lifting amount *3 (mm)	Max. sewing speed (rpm)
K10 Covering		MF-7823-K10-B□□	3	5	5.6, 6.4	0.9~3.6	1:0.9~1:1.8 (1:0.6~1:1.1)	5(8)	6,500
		MF-7823-K10-B□□/UT22							
		MF-7823-K10-B□□/UT25							


*1 Stitch length can be adjusted to 4.5mm at the maximum.

*2 Differential ratio can be switched by adjustment.

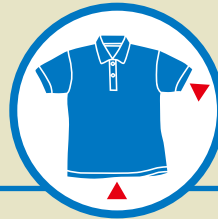
*3 The numeric value indicates the lifting amount of the presser foot for top and bottom coverstitch.

The numeric value given in parentheses indicates the lifting amount of the presser foot for bottom coverstitch.

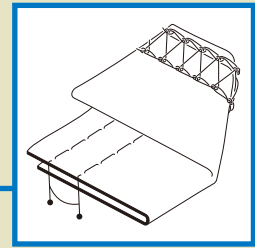
H10



T-shirts




Polo shirts




For wider hemming

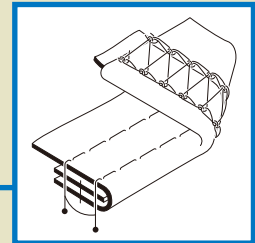
H10: This model is best suited to wider hemming processes for T-shirts, Polo shirts, etc.
(Hemming width: Max. 43 mm)



Swimwear



Briefs



For elastic band welting

H10 with PL: This model is best suited to elastic-band welting for swimwear, briefs, etc. It welts the elastic band which has been overlapped on the garment body.

H10 with PL



MF-7823H10B56/UT25/PL10

List of gauges

Type	Standard		Narrow needle gauges			
Needle gauge	5.6mm	6.4mm	3.2mm	4.0mm	4.8mm	
Needle clamp	13350301	13350400	13350004	13350103	13350509	
Throat plate (tongue shape of throat plate)	B	13355706	13355805	40075438	40075439	40075440
	D	(B type only)		(B type only)		
Presser foot asm.	40027897		40075446	40075448	40075450	
Main feed dog	13430509		40075443			
Differential-feed dog	13432703		40075444			

List of subclass

Application	Seam	Model No.	Number of needles	Number of threads	Needle gauge (mm)	Stitch length *1 (mm)	Differential-feed ratio *2	Presser foot lifting amount *3 (mm)	Max. sewing speed (rpm)
H10 Wider hemming Elastic band welting		MF-7812-H10-B□□/UT24	3	5	5.6, 6.4	0.9~3.6	1:0.9~1:1.8 (1:0.6~1:1.1)	5 (8)	6,500
		MF-7823-H10-B□□/PL10							5,000
		MF-7823-H10-B□□/PL11							6,500
		MF-7823-H10-B□□/UT25							
		MF-7823-H10-B□□/UT22/PL10							
		MF-7823-H10-B□□/UT25/PL10							
MF-7823-H10-B□□/UT25/PL11	5,000								

*1 Stitch length can be adjusted to 4.5mm at the maximum.

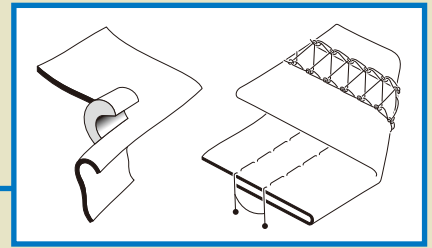
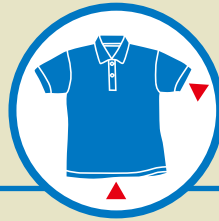

*2 Differential ratio can be switched by adjustment.

*3 The numeric value indicates the lifting amount of the presser foot for top and bottom coverstitch.

The numeric value given in parentheses indicates the lifting amount of the presser foot for bottom coverstitch.

MF-7800 series

H21



For hemming (with left hand fabric trimmer)

T-shirts

Polo shirts

This model is best suited to hemming processes for sleeves and the bottoms of T-shirts, Polo shirts, etc. It comes with a left hand fabric trimmer for trimming fabric in parallel, at all times, to the seam with consistency. The upper knife stroke can be adjusted with ease.

※The knife drive section is a unit-structure to permit easy removal. The machine is therefore used as a hemming type model without a trimming capability.



MF-7823H21B56

List of gauges

Type	Standard				For light-weight materials		
Needle gauge	4.0mm	4.8mm	5.6mm	6.4mm	4.0mm	5.6mm	6.4mm
Needle clamp	13350103	13350509	13350301	13350400	13350103	13350301	13350400
Throat plate (tongue shape of throat plate)	B	40058639	13445101	40041203	40041204 (D type only)		
	D	40035066	(B type only)	40049944	40069018	40069019	40069020
Presser foot asm.	40048637	40039796	40039794		40048637	40039794	
Main feed dog	40041249		40032900		40069021	13431101	
Differential-feed dog	40041233		40040376		40069022	40069023	

* Application: The above gauge is effective in the light-weight material sewing which is likely to be twisted D type is designed only for the light-weight materials.

List of subclass

Application	Seam	Model No.	Number of needles	Number of threads	Needle gauge (mm)	Stitch length *1 (mm)	Differential-feed ratio *2	Presser foot lifting amount *3 (mm)	Max. sewing speed (rpm)
H21 Hemming (with left hand fabric trimmer)		MF-7822-H21-B□□	2	4	4.0, 4.8	0.9~3.6	1:0.9~1:1.8 (1:0.6~1:1.1)	5 (8)	5,500
		MF-7822-H21-B48/MC36							
		MF-7822-H21-B48/UT22							
		MF-7822-H21-B48/UT25							
		MF-7822-H21-B48/UT25/MC35							
		MF-7822-H21-B48/UT25/SS10							
		MF-7823-H21-B□□	3	5	5.6, 6.4				
		MF-7823-H21-B□□/MC36							
		MF-7823-H21-B□□/UT22							
		MF-7823-H21-B□□/UT25							
MF-7823-H21-B□□/UT25/SS10									

*1 Stitch length can be adjusted to 4.5mm at the maximum.


*2 Differential ratio can be switched by adjustment.

*3 The numeric value indicates the lifting amount of the presser foot for top and bottom coverstitch.

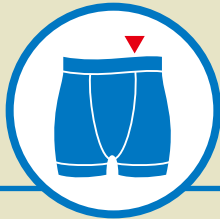
The numeric value given in parentheses indicates the lifting amount of the presser foot for bottom coverstitch.

MF-7800 series

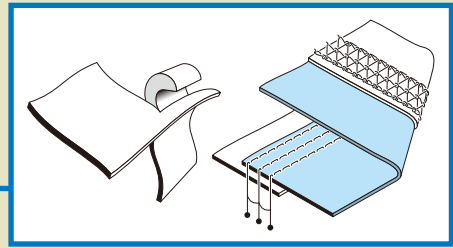
E10



Briefs




Boxer briefs



For elastic band attaching (with right hand fabric trimmer and tension roller)

This model is best suited to endless flat elastic band sewing processes for briefs, boxer briefs, etc. The right hand fabric trimmer trims the fabric, even at a multi-layered joined part, to produce a beautiful finish with the seam and fabric edge aligned with consistency. The right hand fabric trimmer mechanism is a unit-structure to permit easy installation / removal. This contributes to easier adjustments, such as looper aligning.



MF-7813E10B56/PL11/MC36

List of gauges and Knives

Type	Standard		
Needle gauge	4.0mm	5.6mm	6.4mm
Needle clamp	13550103	13350301	13350400
Throat plate (tongue shape of throat plate)	B	13356001	13356209
	D	(B type only)	
Presser foot asm.	40022100	40022101	
Main feed dog	13430806	13430905	
Differential-feed dog	13433107	13433206	
Upper knife	40038754		
Lower knife	40038091		

List of subclass

Application	Seam	Model No.	Number of needles	Number of threads	Needle gauge (mm)	Stitch length *1 (mm)	Differential-feed ratio *2	Presser foot lifting amount *3 (mm)	Max. sewing speed (rpm)		
E10 Elastic band attaching (with right hand fabric trimmer)		MF-7822-E10-B40	2	4	4.0	0.9~3.6	1:0.9~1:1.8 (1:0.6~1:1.1)	5 (7)	5,500		
		MF-7813-E10-B56/PL□□/MC36			5.6				5,000		
		MF-7813-E10-B□□/UT21			5.6, 6.4				5,500		
		MF-7813-E10-B□□/UT23									
		MF-7813-E10-B□□/UT23/MC35			3				4	5.6	5,000
		MF-7813-E10-B56/UT23/PL10/MC35									
		MF-7813-E10-B56/UT23/PL11/MC35									
		MF-7813-E10-B56/UT24/PL10/MC35									
		MF-7813-E10-B56/UT24/PL11/MC35			5				5	5.6, 6.4	5,500
		MF-7823-E10-B□□									

*1 Stitch length can be adjusted to 4.5mm at the maximum.

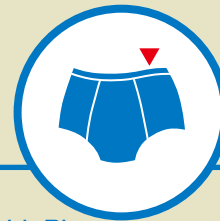
*2 Differential ratio can be switched by adjustment.

*3 The numeric value indicates the lifting amount of the presser foot for top and bottom coverstitch.

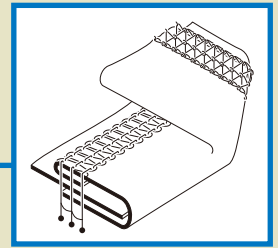
The numeric value given in parentheses indicates the lifting amount of the presser foot for bottom coverstitch.

E20

For endless spandex elastic band attaching
(with manual binder and tension roller)



E20, E21 with PL Briefs



E21

For endless spandex elastic band attaching
(with air binder and tension roller)

This model is best suited for sewing elastic bands on briefs. E20 is opened / closed with the knee lever and E21 is opened / closed with the knee switch. The machine comes provided as standard with a tension roller to smoothly sew elastic bands on different-sized garment bodies. The machine flexibly adapts to varying elasticities due to its soft seams.



MF-7823E20B56/PL11



MF-7823E21B56/UT25/PL11

List of gauges

Type	Standard		
Needle gauge	5.6mm	6.4mm	
Needle clamp	13350301	13350400	
Throat plate (tongue shape of throat plate)	B	13351606	13351705
	D	(B type only)	
Presser foot asm.	40037398		
Main feed dog	13430301		
Differential-feed dog	13432307		

Part No. of binder

Elastic band width (mm)	Part No.	
25	40024766	Option
30	40024767	Option
35	40024768	Standard
40	40024769	Option

List of subclass

Application	Seam	Model No.	Number of needles	Number of threads	Needle gauge (mm)	Stitch length *1 (mm)	Differential-feed ratio *2	Presser foot lifting amount *3 (mm)	Max. sewing speed (rpm)
E20/21 Endless spandex elastic band attaching (with binder)		MF-7822-E20-B□□/PL11	2	4	5.6, 6.4	0.9~3.6	1:0.9~1:1.8 (1:0.6~1:1.1)	6(7)	5,000
		MF-7822-E21-B□□/PL11							
		MF-7823-E20-B□□/UT22/PL11	3	5					
		MF-7823-E21-B□□/UT25/PL11							

*1 Stitch length can be adjusted to 4.5mm at the maximum.


*2 Differential ratio can be switched by adjustment.

*3 The numeric value indicates the lifting amount of the presser foot for top and bottom coverstitch.

The numeric value given in parentheses indicates the lifting amount of the presser foot for bottom coverstitch.

MF-7800 series

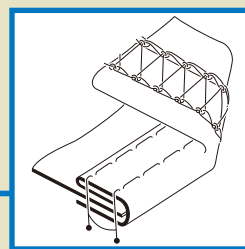
C10



T-shirts



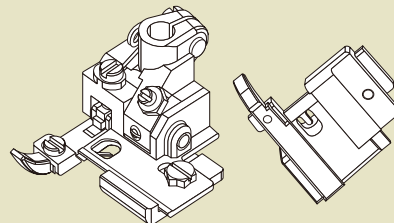
Briefs



For collarette attaching

This model is best suited for attaching collarettes on underwear, T-shirts and briefs . Multilayered joining parts of T-shirts can be fed smoothly due to the adoption of a special-purpose gauge. When using a narrow tape, consistent stitching is achieved by attaching an optional tape guide (part number: 40056407) which works to prevent the tape from slipping out of position.

* U10: Modification to the universal type (basic type) model is easily achieved simply by changing the gauge parts and replacement parts.



Presser foot (asm.) with a tape guide

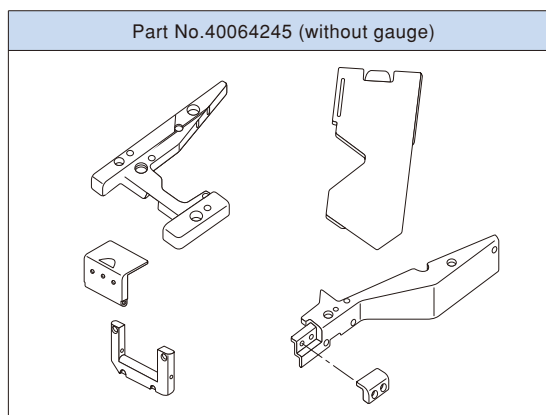


MF-7823C10B40

List of gauges

Type	Standard		
Needle gauge	4.0mm	5.6mm	6.4mm
Needle clamp	13350103	13350301	13350400
Throat plate (tongue shape of throat plate)	B	13351408	13351606
	D	40073948	40073950
Presser foot asm.	40056504	40056410	40056411
Main feed dog	40056684	13430301	
Differential-feed dog	40056683	40056416	

Replacement parts for U10



※Select an appropriate gauge from the list of gauges for U10.

List of subclass machines

Application	Seam	Model No.	Number of needles	Number of threads	Needle gauge (mm)	Stitch length* ¹ (mm)	Differential-feed ratio* ²	Presser foot lifting amount* ³ (mm)	Max. sewing speed (rpm)
C10 Collarette attaching		MF-7822-C10-B40	2	4	4.0	0.9~3.6	1:0.9~1:1.8 (1:0.6~1:1.1)	5 (8)	6,500
		MF-7823-C10-B□□	3	5	5.6,6.4				

*1 Stitch length can be adjusted to 4.5mm at the maximum.

*2 The numeric value indicates the lifting amount of the presser foot for top and bottom coverstitch.

The numeric value given in parentheses indicates the lifting amount of the presser foot for bottom coverstitch.

UT21

Electromagnetic type bottom thread trimming device + Electromagnetic type wiper / Auto-lifter

This is an electromagnetic type bottom thread trimming device / auto-lifter. It is used for processes which do not need top covering.



Electromagnetic type wiper

UT22

Electromagnetic type top and bottom thread trimming device / Auto-lifter

It is an electromagnetic type automatic top and bottom thread trimming device / auto-lifter. The machine does not need an air compressor to achieve easy layout changing.



Electromagnetic type top and bottom thread trimming device



① Presser foot lifter drive mechanism magnet
② Thread trimmer drive mechanism magnet

UT23

Pneumatic type bottom thread trimming device + Electromagnetic type wiper / Auto-lifter

This is a pneumatic type bottom thread trimming device / auto-lifter. It is used for processes which do not need top covering.




Pneumatic type bottom thread trimming device

UT24

Pneumatic type bottom thread trimming device + Air blow type wiper / Auto-lifter

This is a pneumatic type bottom thread trimming device / auto-lifter. Air blow type wiper pneumatically handles the needle thread (i.e. places the needle thread above the presser foot) instead of the mechanical wiper.



Air blow type wiper


UT25

Pneumatic top and bottom thread trimming device / Auto-lifter

It is a pneumatic automatic thread trimming device / auto-lifter. Since the automatic lift of the presser foot and automatic thread trimming can be activated by lightly depressing the pedal, work efficiency is dramatically increased.



Pneumatic top and bottom thread trimming device



③ Presser foot lifter drive mechanism air cylinder ④ Thread trimmer drive mechanism air cylinder

*The solenoid valve cover is removed in the image.

MC35 · 36 Pneumatic cloth chip suction device

MC35 (solenoid valve type), MC36 (mechanical valve type)
Cloth chips trimmed by the hook knife are sucked away using air. So, there is no risk of sewing cloth chips in seams.

MC35 (solenoid valve type) for the servomotor or MC36 (mechanical valve type) for the clutch motor should be selected according to the use of your machine.




MC35



MC36

SS10 Short stitch device

This is a device for preventing the thread from coming undone at the end of sewing. The device is able to sew condensation stitches by the number of stitches specified as desired. It prevents the needle thread from being poorly tensed, which is likely to occur in cases where the amount of condensation is reduced.




The needle thread tightening mechanism helps produce well-tensed seams even when the machine performs short stitching.



The short stitch pitch can be adjusted with ease.



AH Pneumatically-driven hemming guide



Material edge sensor

Hemming guide with a sensor

Pneumatically-driven hemming guide/ for the H10 without a sensor	AH5
Pneumatically-driven hemming guide/ for the H10 with a sensor	AH6
Pneumatically-driven hemming guide/ for the H21 without a sensor	AH7
Pneumatically-driven hemming guide/ for the H21 with a sensor	AH8

The operator is able to carry out hemming by simply handling the material fabric during sewing only, instead of preliminarily folding the fabric to be hemmed and placing it on the machine.

*This product (AH) is not sold in the U.S.A.

*The hemming guide supports a hemming width of 15mm to 30mm. The egress plate comes in three different plate thicknesses, i.e. 1.6mm, 2.6mm (standard) and 3.6mm. (The 1.6mm and 3.6mm thick stoppers are optionally available.)

PL10 Cloth puller: Gear type

This is a gear type cloth puller. It helps feed difficult-to-feed materials to assist smooth sewing.

(Example: Attaching flat elastic bands)



PL11 Cloth puller: Flat type

This is a flat type cloth puller. It helps feed soft material which requires a higher feeding force to assist sewing.

(Example: Hemming)



■ Compressed air / Air consumption (with automatic thread trimmer)

UT24			Air consumption dm ³ /min (ANR)	Compressed air MPa
Bottom thread trimmer / Auto-lifter	Air-blow type wiper	MC35 MC36		
○	○		182	0.5
○	○	○	637	

(with automatic thread trimmer)

UT25			Air consumption dm ³ /min (ANR)	Compressed air MPa
Top and bottom thread trimmer / Auto-lifter	Air-blow type wiper	MC35 MC36		
○			0.7	0.5
○	○		182	
○		○	456	
○	○	○	637	

■ WHEN YOU PLACE ORDERS

Please note when placing orders, that the model name should be written as follows:

[without automatic thread trimmer]

Stitch type	Code
3-needle, bottom coverstitch	13
2-needle, top and bottom coverstitch	22
3-needle, top and bottom coverstitch	23

Tongue shape of throat plate	Code
B type (standard)	B
D type	D

*D: This gives a moderate slack to the needle thread as compared with the standard type B.

MF78 □ □ □ □ □ □ □ □ / □ □ □ □ □ □

Application	Code
Universal	U10
Covering	K10
Wider hemming / Elastic band welting	H10
Hemming (with left hand fabric trimmer)	H21
Elastic band attaching (with right hand fabric trimmer)	E10
Endless spandex elastic band attaching (with manual binder)	E20
Endless spandex elastic band attaching (with air binder)	E21
Collarete attaching	C10

Needle gauge	Code
3.2mm	32
4.0mm	40
4.8mm	48
5.6mm	56
6.4mm	64

*For model category (13, 23) (3-needle), needle gauge category 32, 40 and 48 cannot be selected.

Device and attachment	Code
Not provided	
Pneumatic cloth chip suction device (mechanical valve type)	MC36
Cloth puller: Gear type	PL10
Cloth puller: Flat type	PL11

[with automatic thread trimmer]

Stitch type	Code
2-needle, bottom coverstitch	12
3-needle, bottom coverstitch	13
2-needle, top and bottom coverstitch	22
3-needle, top and bottom coverstitch	23

Tongue shape of throat plate	Code
B type (standard)	B

Thread trimming device	Code
Electromagnetic type bottom thread trimming device + Electromagnetic type wiper	UT21
Electromagnetic type top and bottom thread trimming device	UT22
Pneumatic type bottom thread trimming device +Electromagnetic type wiper	UT23
Pneumatic type bottom thread trimming device +Air blow type wiper	UT24
Pneumatic top and bottom thread trimming device	UT25

MF78 □ □ □ □ □ B □ □ / UT □ □ / □ □ □ □ □ □

Application	Code
Universal	U10
Covering	K10
Wider hemming / Elastic band welting	H10
Hemming (with left hand fabric trimmer)	H21
Elastic band attaching (with right hand fabric trimmer)	E10
Endless spandex elastic band attaching (with manual binder)	E20
Endless spandex elastic band attaching (with air binder)	E21
Collarete attaching	C10

Needle gauge	Code
4.0mm	40
4.8mm	48
5.6mm	56
6.4mm	64

*For model category (13, 23) (3-needle), needle gauge category 40 and 48 cannot be selected.

Device and attachment	Code
Not provided	
Short stitch device (pneumatic type)	SS10
Pneumatic cloth chip suction device (electromagnetic valve type)	MC35
Pneumatic cloth chip suction device (mechanical valve type)	MC36
Cloth puller: Gear type	PL10
Cloth puller: Flat type	PL11

[Control box / Motor]

Thread trimming device Device and attachment	Control box / Motor	
	SC-500/M50	SC-510/M51
UT21	○	○
UT22	○	○
UT23	○	○
UT24	○	○
UT25	○	○
UT□□/SS10	—	○
UT□□/MC35	—	○
UT□□/SS10/MC35	—	○

*The maximum sewing speed is less than 5,500rpm when using SC-500/M50.

● To order, please contact your nearest JUKI distributor.

■ Common specifications (U10, K10, H10, H21, E10, E20, E21, C10)

Model name		MF-7800 series	
Stitch type	2-needle / 3-needle top and bottom covering stitch		
Needle	UY128GAS #9S~#12S (standard #10S)		
Lift of the presser foot	U10, K10, H10, H21, C10	5mm (with top and bottom covering stitch), 8mm (with bottom covering stitch)	
	E10	5mm (with top and bottom covering stitch), 7mm (with bottom covering stitch)	
	E20, E21	6mm (with top and bottom covering stitch), 7mm (with bottom covering stitch)	
Stitch pitch adjustment	By dial		
Differential feed adjustment	By micro-adjustment mechanism		
Lubrication	Automatic		
Lubricating oil	JUKI MACHINE OIL 18 (equivalent to ISO VG18)		
Feed dog inclination adjustment	Provided as standard		
Micro-lifter	Provided as standard		
Needle bar stroke converting function	Provided as standard	31mm: at the time of delivery (U10, K10, H10, H21, E10, C10)	
		33mm: at the time of delivery (E20, E21)	
Silicon oil tank for needle tip and needle thread	Provided as standard		
Cartridge oil filter	Provided as standard		
Weight of the machine head	U10, K10, C10	42kg (without device), 44kg (with UT25), 48kg (with UT22)	
	H10	44kg (with UT24/UT25), 47kg (with PL), 53kg (with UT22, PL)	
	H21	43kg (without device), 45kg (with UT25), 49kg (with UT22)	
	E10	43kg (without device), 45kg (with UT23), 48kg (with PL), 49kg (with UT21), 50kg (with UT23/PL), 50kg (with UT24/PL)	
	E20	50kg (with PL), 56kg (with UT22/PL)	
	E21	48kg (with PL), 50kg (with UT25/PL)	



JUKI CORPORATION HEAD OFFICE

Juki Corporation operates an environmental management system to promote and conduct the following as the company engages in the research, development, design, sales, distribution, and maintenance of industrial sewing machines, household sewing machines, industrial robots, etc., and in the provision of sales and maintenance services for data entry systems:

- ①The development of products and engineering processes that are safe to the environment
- ②Green procurement and green purchasing
- ③Energy conservation (reduction in carbon-dioxide emissions)
- ④Resource saving (reduction of papers purchased, etc.)
- ⑤Reduction and recycling of waste
- ⑥Improvement of logistics efficiency (modal shift and improvement of packaging, packing, etc.)

JUKI® 8-2-1, KOKURYO-CHO, CHOFU-SHI,
TOKYO 182-8655, JAPAN
PHONE : (81) 3-3480-2357, 2358
FAX : (81) 3-3430-4909
http://www.juki.com

* Specifications and appearance are subject to change without prior notice for improvement.
* Read the instruction manual before putting the machine into service to ensure safety.
* This catalogue prints with environment-friendly soyink on recycle paper.